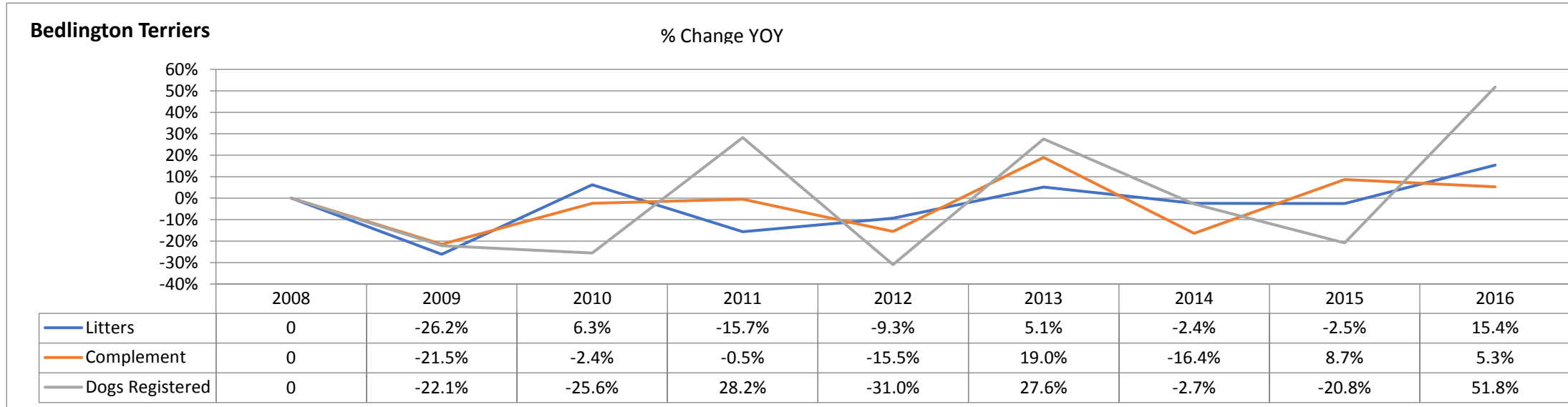


Bedlington Terriers	2008	2009	2010	2011	2012	2013	2014	2015	2016
Litters	65	48	51	43	39	41	40	39	45
Complement (# Pups in Litters)	270	212	207	206	174	207	173	188	198
Dogs Registered by Year	226	176	131	168	116	148	144	114	173
% Complement Registered	83.7%	83.0%	63.3%	81.6%	66.7%	71.5%	83.2%	60.6%	87.4%
Limited Revoked Dogs	1	2	1	-	-	-	-	1	1
Limited Dogs	34	23	11	30	28	35	17	21	45
% Limited Dogs	15.0%	13.1%	8.4%	17.9%	24.1%	23.6%	11.8%	18.4%	26.0%
Dogs in Conformation (as of Oct '17)	111	81	64	69	44	66	65	43	55
% Complement in Conformation (as of Oct '17)	41.1%	38.2%	30.9%	33.5%	25.3%	31.9%	37.6%	22.9%	27.8%
Breeding Dogs (as of Oct '17)	43	40	34	34	20	18	25	11	9
% Complement Bred (as of Oct '17)	15.9%	18.9%	16.4%	16.5%	11.5%	8.7%	14.5%	5.9%	4.5%

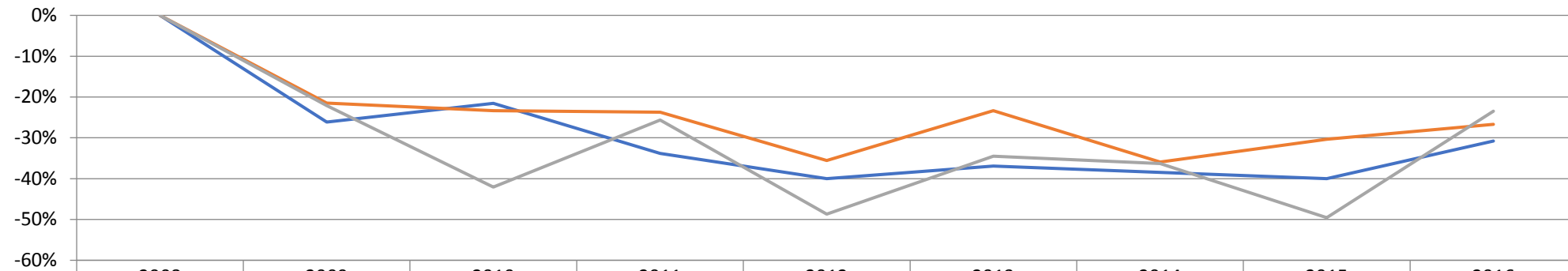
% Change YOY	2008	2009	2010	2011	2012	2013	2014	2015	2016
Litters	N/A	-26.2%	6.3%	-15.7%	-9.3%	5.1%	-2.4%	-2.5%	15.4%
Complement	N/A	-21.5%	-2.4%	-0.5%	-15.5%	19.0%	-16.4%	8.7%	5.3%
Dogs Registered	N/A	-22.1%	-25.6%	28.2%	-31.0%	27.6%	-2.7%	-20.8%	51.8%

% Change Relative 2008	2008	2009	2010	2011	2012	2013	2014	2015	2016
Litters	0.0%	-26.2%	-21.5%	-33.8%	-40.0%	-36.9%	-38.5%	-40.0%	-30.8%
Complement	0.0%	-21.5%	-23.3%	-23.7%	-35.6%	-23.3%	-35.9%	-30.4%	-26.7%
Dogs Registered	0.0%	-22.1%	-42.0%	-25.7%	-48.7%	-34.5%	-36.3%	-49.6%	-23.5%



Bedlington Terriers

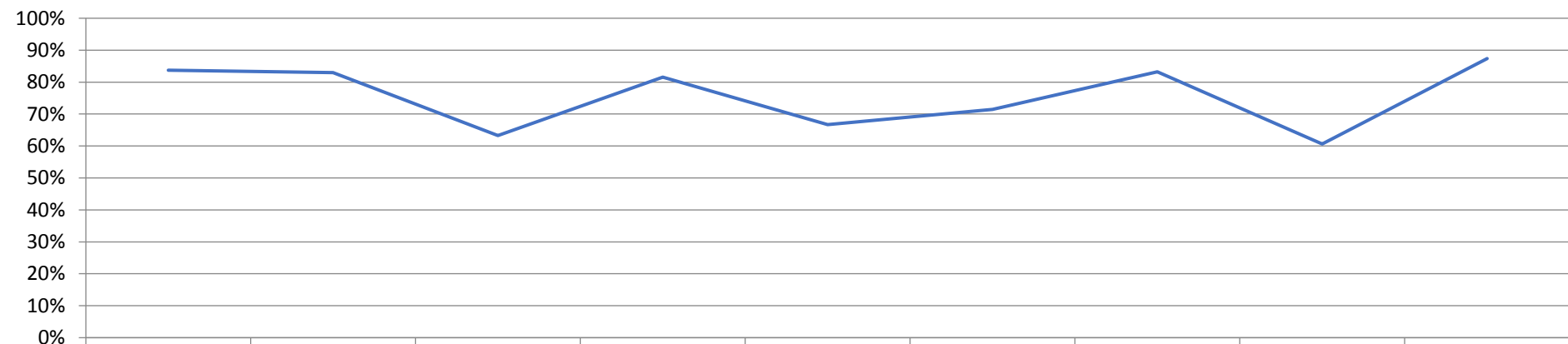
% Change Relative to 2008



	2008	2009	2010	2011	2012	2013	2014	2015	2016
— Litters	0.0%	-26.2%	-21.5%	-33.8%	-40.0%	-36.9%	-38.5%	-40.0%	-30.8%
— Complement	0.0%	-21.5%	-23.3%	-23.7%	-35.6%	-23.3%	-35.9%	-30.4%	-26.7%
— Dogs Registered	0.0%	-22.1%	-42.0%	-25.7%	-48.7%	-34.5%	-36.3%	-49.6%	-23.5%

Bedlington Terriers

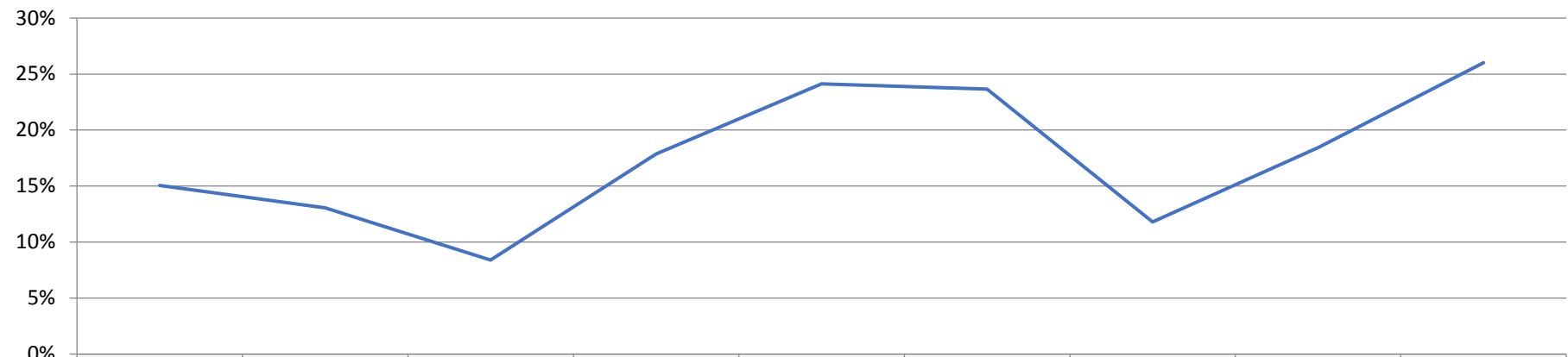
% Complement Registered



	2008	2009	2010	2011	2012	2013	2014	2015	2016
— % Complement Registered	83.7%	83.0%	63.3%	81.6%	66.7%	71.5%	83.2%	60.6%	87.4%

Bedlington Terriers

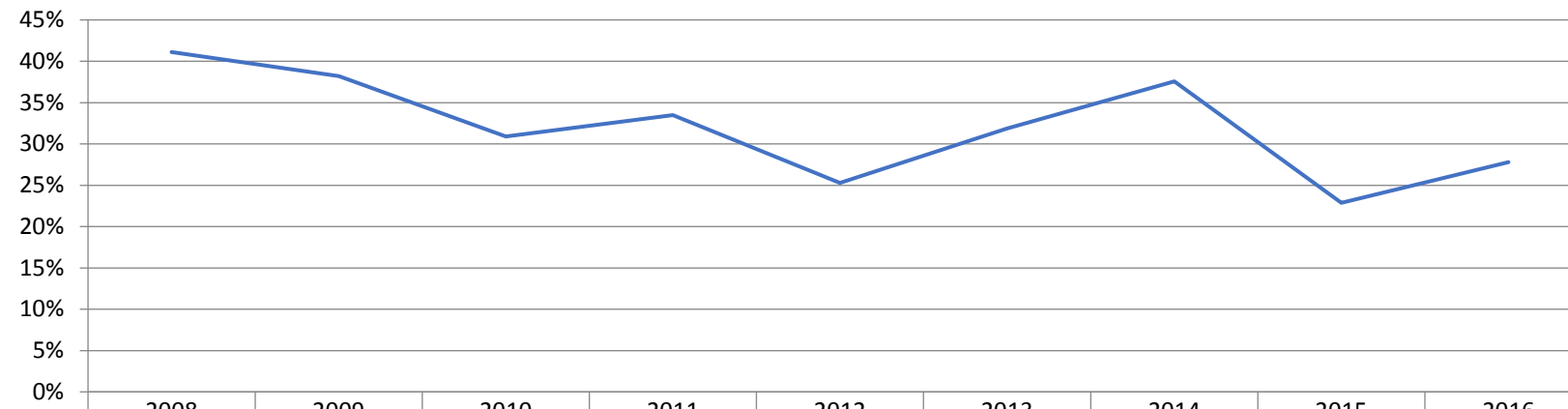
% Limited Dogs



	2008	2009	2010	2011	2012	2013	2014	2015	2016
— % Limited Dogs	15.0%	13.1%	8.4%	17.9%	24.1%	23.6%	11.8%	18.4%	26.0%

Bedlington Terriers

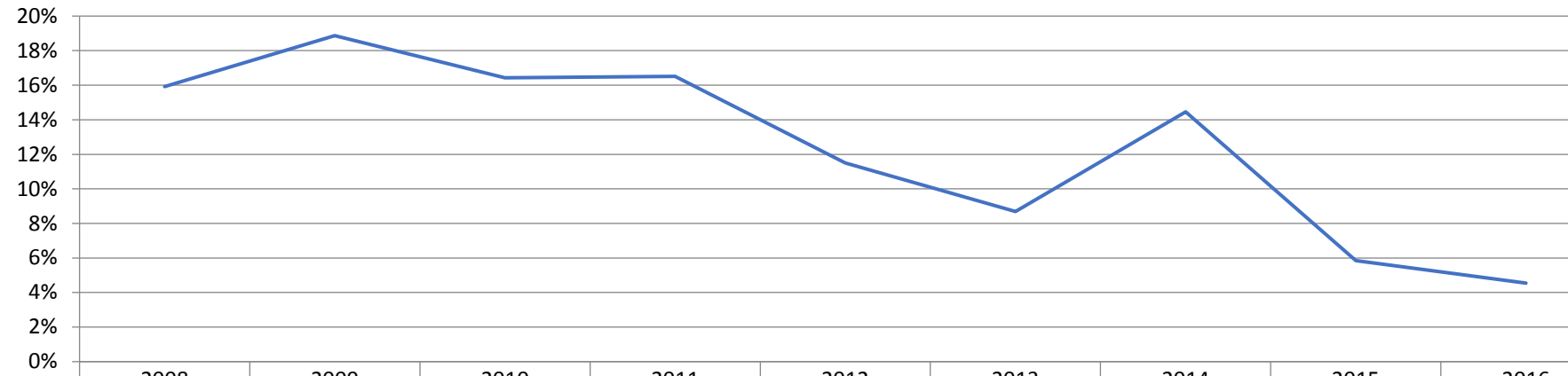
% Complement in Conformation (as of Oct '17)



	2008	2009	2010	2011	2012	2013	2014	2015	2016
— % Complement in Conformation (as of Oct '17)	41.1%	38.2%	30.9%	33.5%	25.3%	31.9%	37.6%	22.9%	27.8%

Bedlington Terriers

% Complement Bred (as of Oct '17)



	2008	2009	2010	2011	2012	2013	2014	2015	2016
— % Complement Bred (as of Oct '17)	15.9%	18.9%	16.4%	16.5%	11.5%	8.7%	14.5%	5.9%	4.5%